


Picoprobe®

BY GGB INDUSTRIES INC.

Model 110H High Performance Microwave Probes



Model 110H Picoprobe® with female 1.0 mm connector

Features

- Durable
- DC to 110 GHz
- Insertion loss 1.5 dB max.
- Return loss 15 dB max.
- Individually spring loaded contacts
- Measurement repeatability -80 dB
- Patented coaxial design
- Available with a 1.0 mm connector

The Model 110H Picoprobe which incorporates our patented coaxial design techniques, has inherent low loss and low dispersion characteristics. Through its unique design, the Model 110H Picoprobe achieves an insertion loss of less than 1.5 dB and a return loss of greater than 15 dB over its frequency range.

With individually spring loaded, Beryllium-Copper tips, the Model 110H provide reliable contacts, even when probing

non-planar structures. This reliable low resistance contact is one of the keys to providing highly repeatable measurements at W band frequencies.

Like all of our Picoprobes, the Model 110H allow direct viewing of the probe tips for accurate positioning.

Any pitch (tip spacing) from 50 to 1250 microns may be specified. The probe can be configured with Ground-Signal-Ground

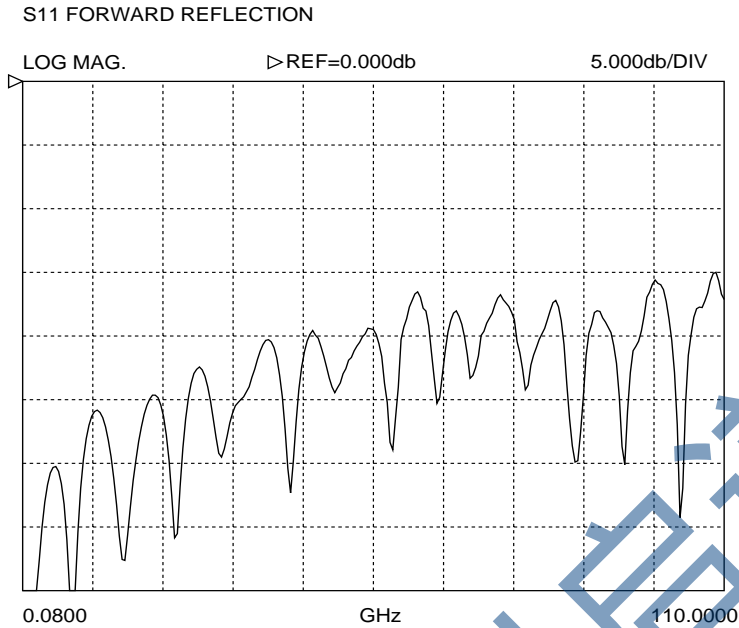
(G,S,G), Ground-Signal (G,S), or Signal-Ground (S,G) tip footprints. We recommend smaller pitches with a G,S,G footprint for best performance.

The Model 110H utilizes a female 1.0mm connector.

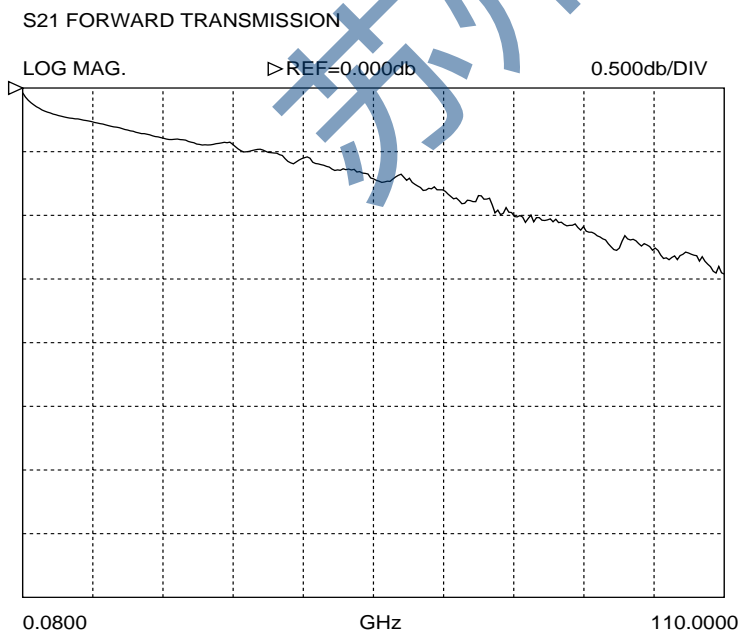
Picoprobe® Model 110H Performance Data



Model 110H Picoprobe®



Left: Typical uncalibrated performance of a Model 110H-GSG-100-P while touching a 50 Ohm load on our CS-5 Calibration Substrate.



Left: Typical insertion loss of a Model 110H-GSG-100-P.