

MPA Series

100-1000MHz 2W RF Power Amplifier

Features


- Frequency Range: 100-1000MHz
- Gain: 33dB
- P_{3dB} : +33dBm (2Watt)
- IP3: +46dBm
- Noise Figure: 4.5dB
- DC Power: +15V/1A
- DC Reverse Protected
- SMA Connector

Performance measured @ 500MHz

Description

MPA-10-33 is a 2Watt (+33dBm) output RF Power Amplifier operating from single 15V DC power supply with frequency from 100MHz to 1000MHz.

Picture



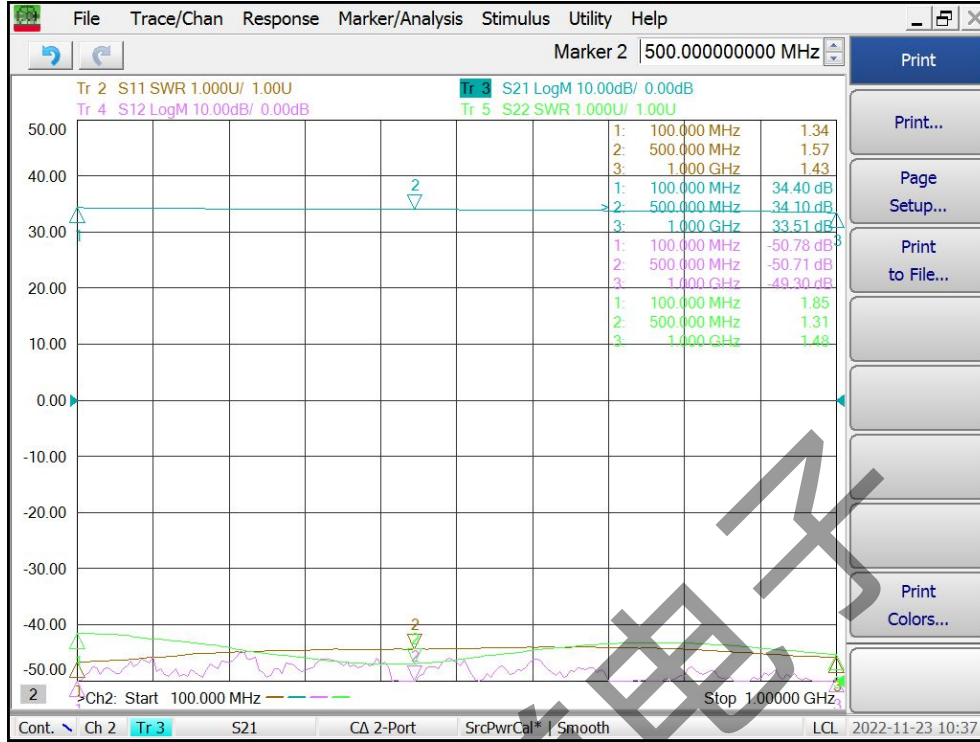
Electrical Specifications @ +25°C, $Z_{IN} = Z_{OUT} = 50\Omega$, DC Supply = +15V

Parameter	Unit	Minimum	Typical	Maximum
Frequency Range	MHz	100		1000
Small Signal Gain S_{21}	f = 100MHz		34.4	
	f = 500MHz	33.0	34.0	
	f = 1000MHz		33.5	
Gain Flatness	dB		± 1.5	± 2.0
Output Power P_{3dB}	f = 500MHz	+33	+34	
Output IP3	f = 500MHz	+44	+46	
Reverse Isolation S_{12}	f = 500MHz	-45	-50	
Noise Figure	f = 500MHz		4.5	6.0
VSWR	Input VSWR S_{11}	f = 500MHz	1.6:1	2.0:1
	Output VSWR S_{22}	f = 500MHz	1.3:1	2.0:1
DC Power Supply Voltage	V	14	15	16
DC Power Supply Current	mA		1000	1200

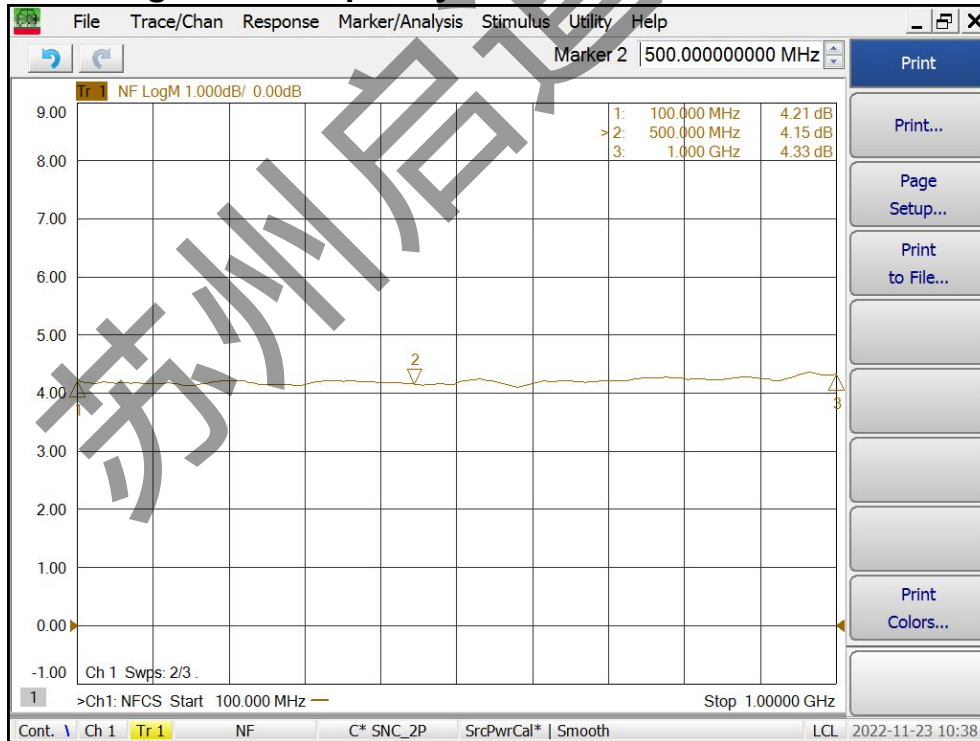
MPA Series

100-1000MHz 2W RF Power Amplifier

Gain S21, Isolation S12, Return Loss S11, S22 vs Frequency



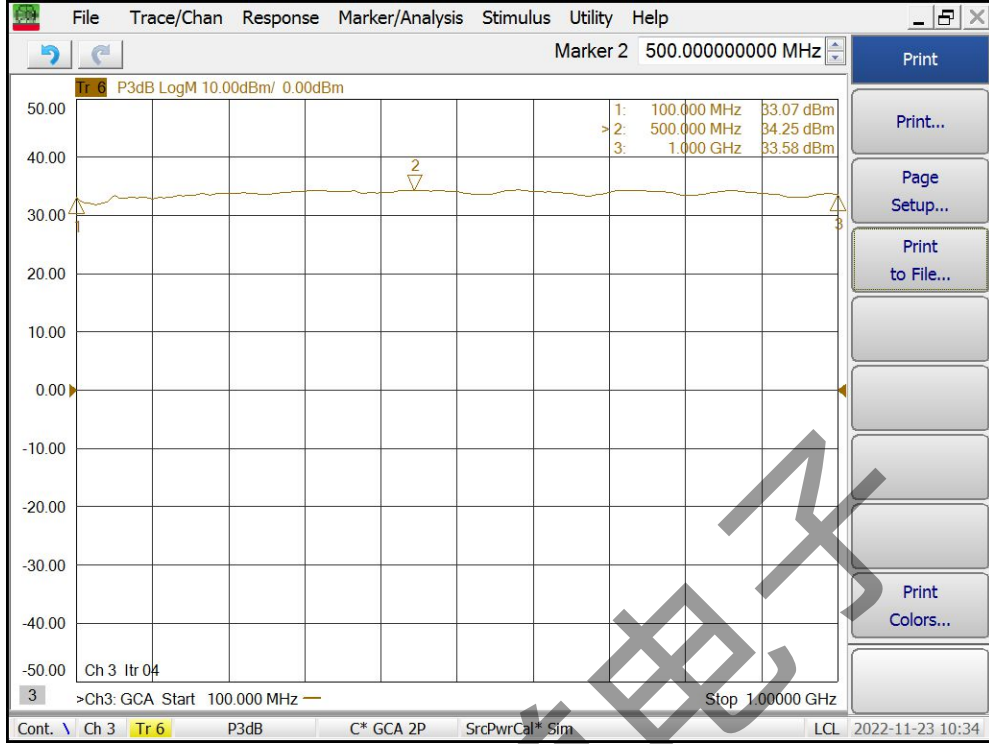
Noise Figure vs Frequency



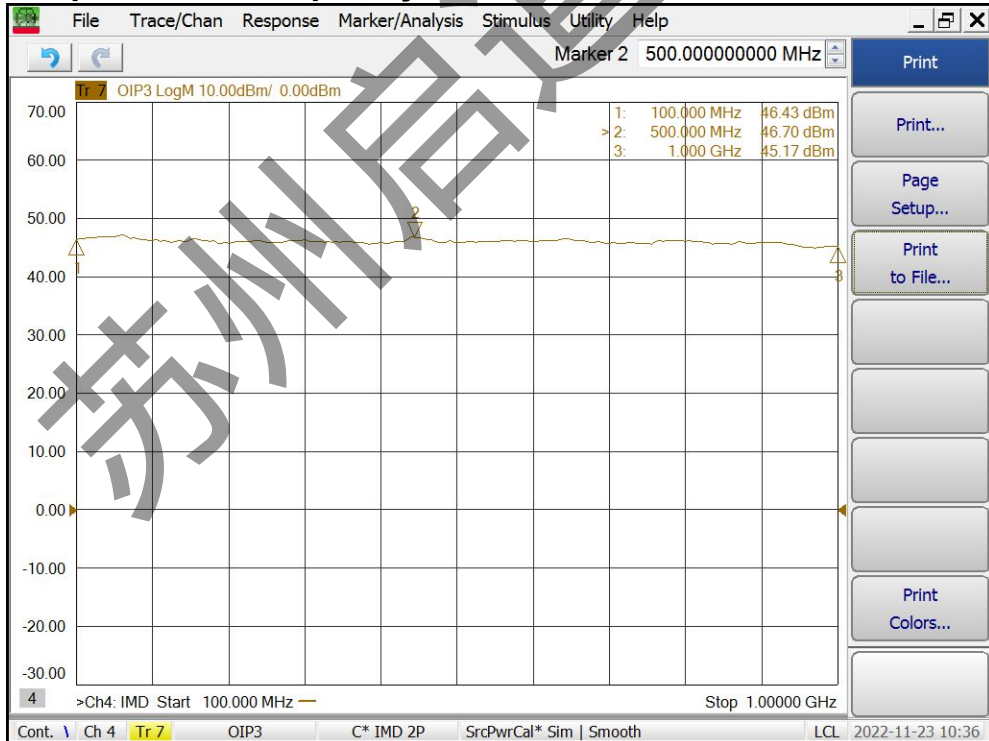
MPA Series

100-1000MHz 2W RF Power Amplifier

Output P3dB vs Frequency



Output IP3 vs Frequency



MPA Series

100-1000MHz 2W RF Power Amplifier

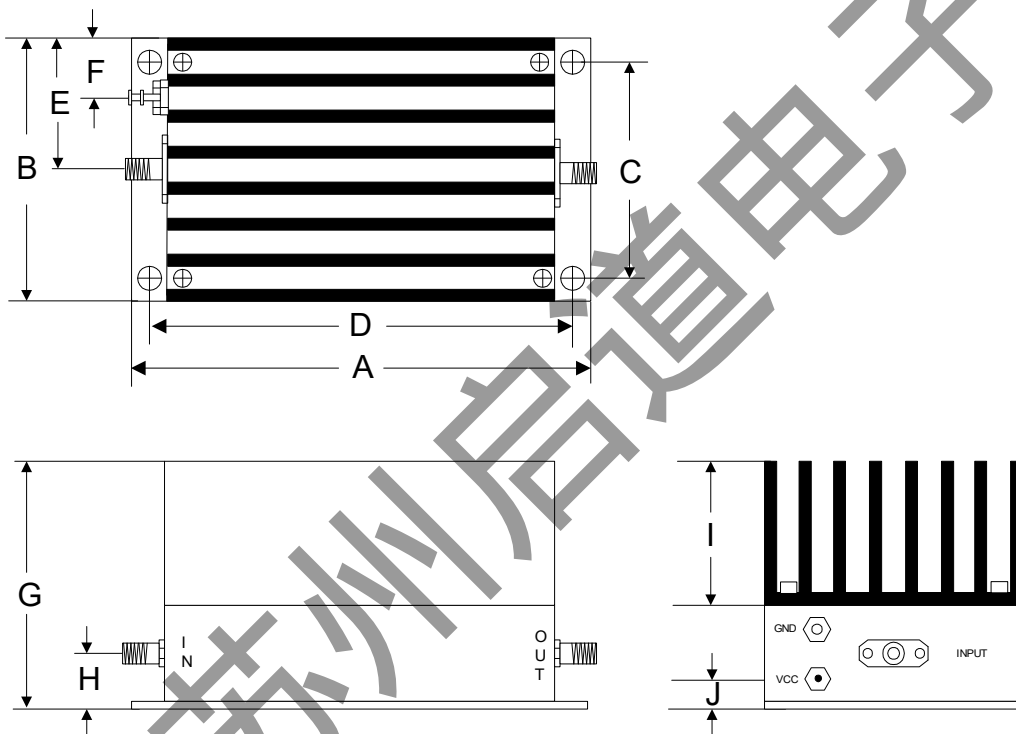
Absolute Maximum Ratings

Parameter	Absolute Maximum
RF Input Power	+12dBm
DC Supply Voltage	+16V
Operating Temperature	-40 °C to +85 °C
Storage Temperature	-55 °C to +125 °C

ESD Sensitive Material



Outline



	A	B	C	D	E	F	G	H	I	J
Inch	3.750	2.000	1.750	3.400	1.000	0.400	1.913	0.375	1.000	0.238
mm	92.25	50.80	44.45	86.36	25.40	10.16	48.59	9.53	25.40	6.03