

MGA Series

225 – 275MHz 630mW RF Amplifier

Features


- Frequency Range: 225 -275MHz
- Gain: 25dB
- P_{1dB}: +28dBm
- P_{sat}: +30dBm
- IP3: +41dBm
- Noise Figure: 4.5dB
- DC Power: 5V
- SMA Connector

Performance measured @ 250MHz

Description

MGA-250 is a 25dB 630mW RF Amplifier operates with frequency range from 225MHz to 275MHz.

Picture



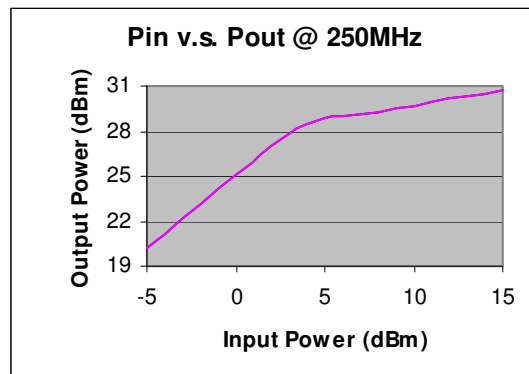
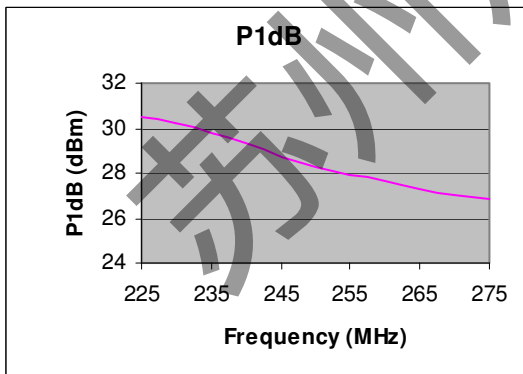
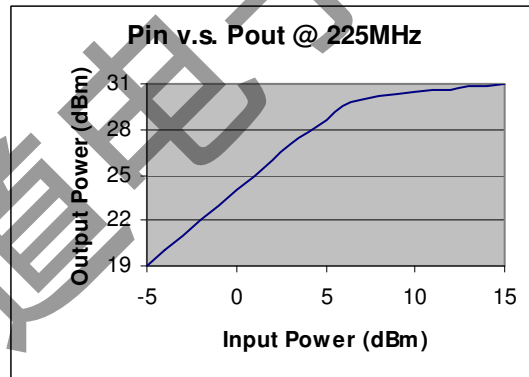
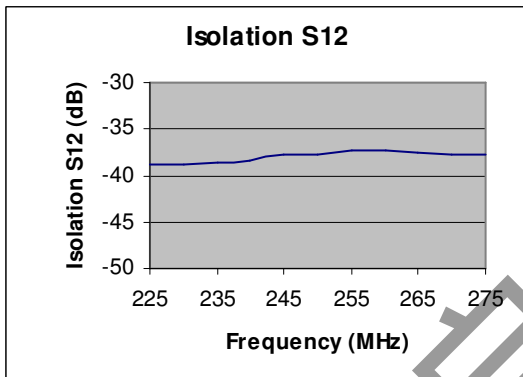
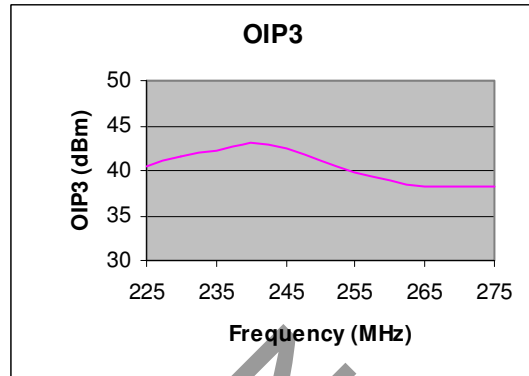
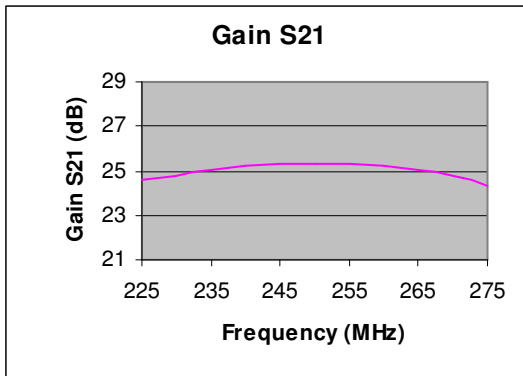
Electrical Specifications @ +25 °C, Z_S = Z_L = 50 Ω, V_{cc}=+5V

Parameter	Unit	Minimum	Typical	Maximum
Frequency Range	MHz	225	250	275
Gain	dB		25	
P _{1dB}	dBm		+28	
P _{sat}	dBm		+30	
IP3	dBm		+41	
Noise Figure	dB		4.5	
VSWR Input			1:1.5	
Output			1:1.1	
Input/Output Impedance	Ω	50		
DC Power Supply	V	4.5	5	5.5
Supply Current @ 28dBm Output	mA		470	
Operating Temperature	°C	-40		+70
Input/Output RF Connector		SMA Female		
Dimension (excluding SMA)	inch	1.75" x 1.25" x 1.56"		
Weight	OZ	2.1		

MGA Series

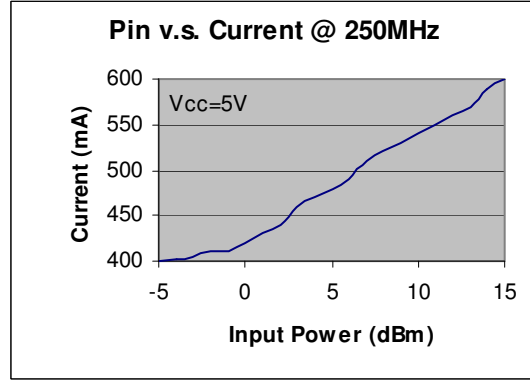
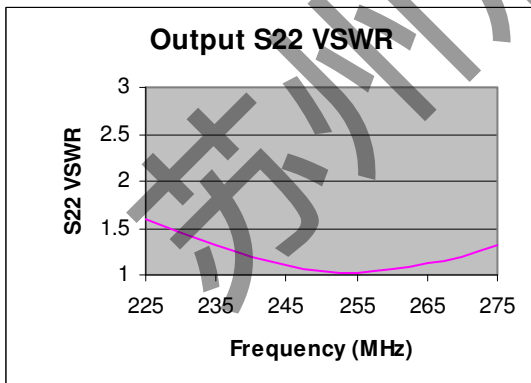
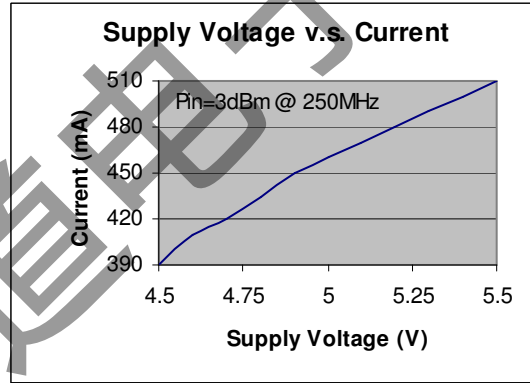
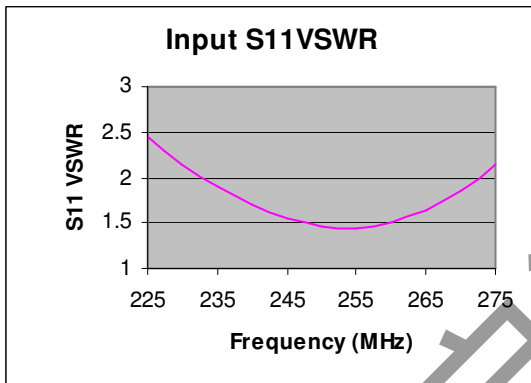
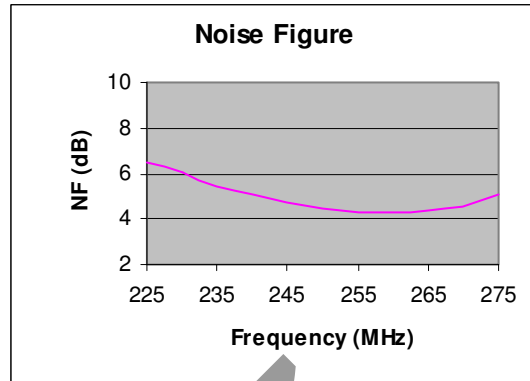
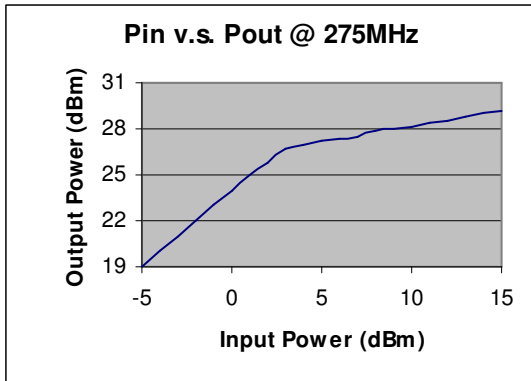
225 – 275MHz 630mW RF Amplifier

Typical Performance @ +25 °C



MGA Series

225 – 275MHz 630mW RF Amplifier



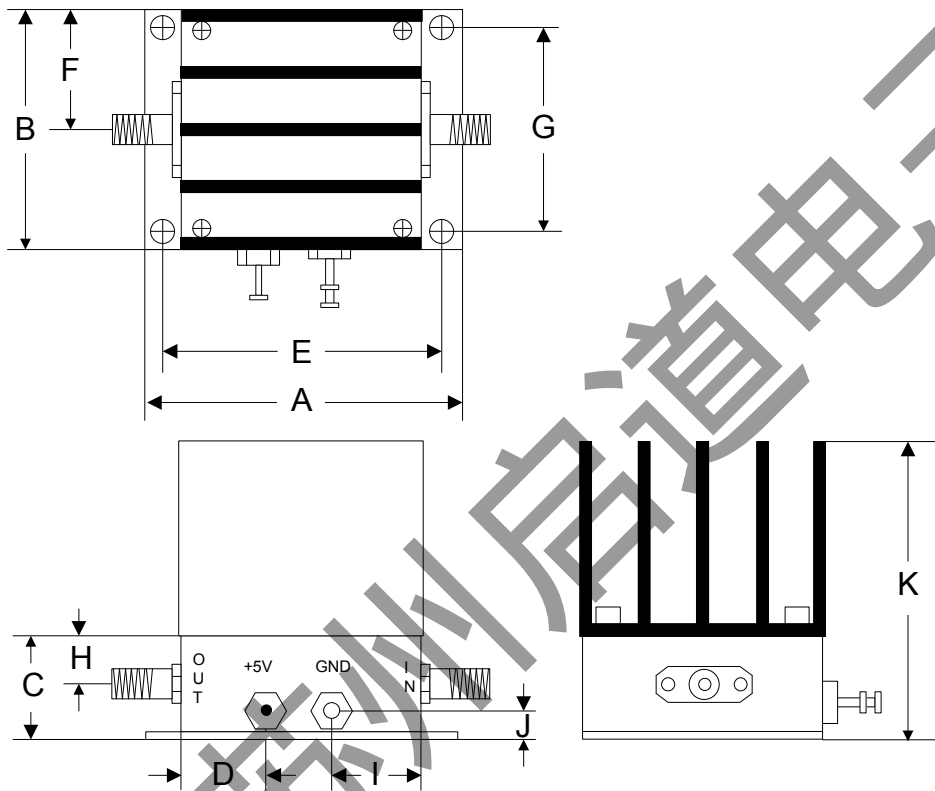
MGA Series

225 – 275MHz 630mW RF Amplifier

Absolute Maximum Ratings

Parameter	Absolute Maximum
RF Input Power	+17dBm
Supply Voltage	+6V
Operating Temperature	-40 °C to +70 °C
Storage Temperature	-55 °C to +100 °C

Outline



	A	B	C	D	E	F	G	H	I	J	K
Inch	1.750	1.250	0.563	0.450	1.500	0.625	1.000	0.250	0.500	0.187	1.563
mm	44.45	31.75	14.29	11.43	38.10	15.88	25.40	6.35	12.70	4.76	39.70