


LPA Series

50KHz – 8000MHz RF Amplifier

Features

- Frequency: 50KHz – 8000MHz
- Gain: 10dB
- P_{1dB} : +10dBm
- IP3: +25dBm
- Noise Figure: 4.8dB
- Reverse Voltage Protection
- DC Power: 12V@40mA
- SMA-Female Connector

Photo



Performance @ 2000MHz

Description

LPA-8-10 is a wideband flat response RF Amplifier, with standard frequency range of 50KHz to 8000MHz.

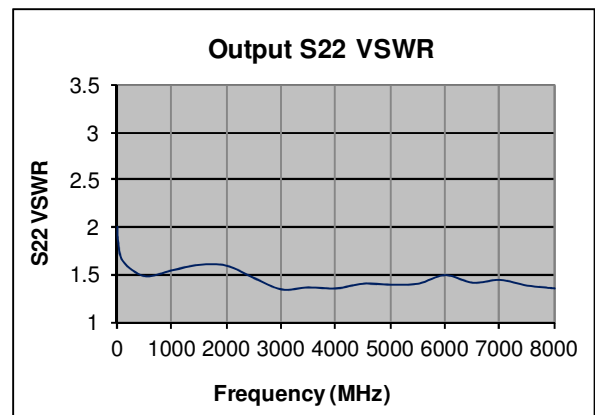
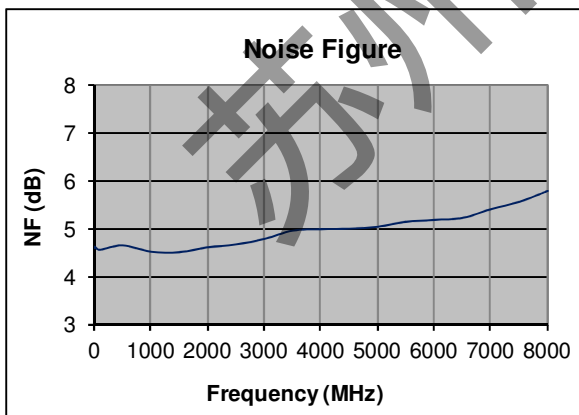
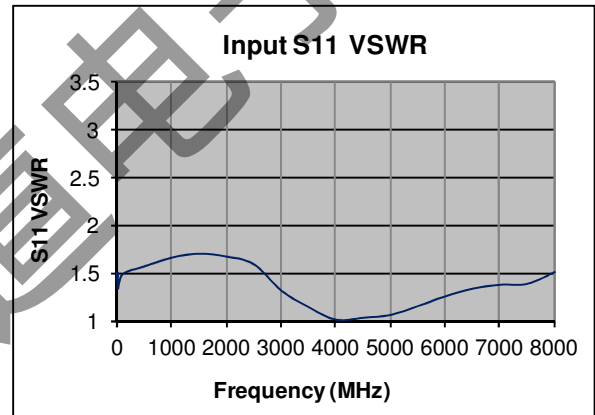
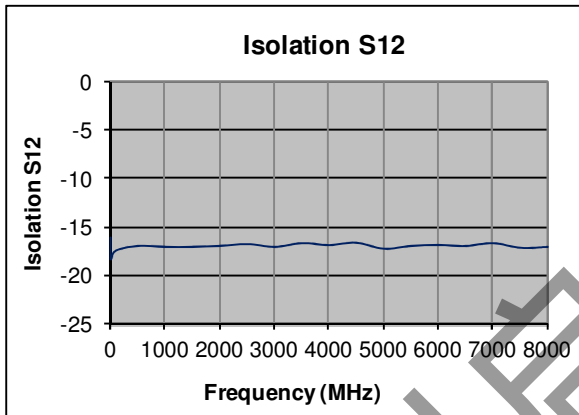
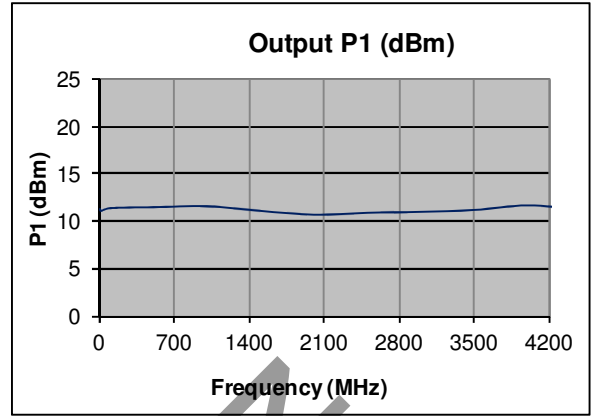
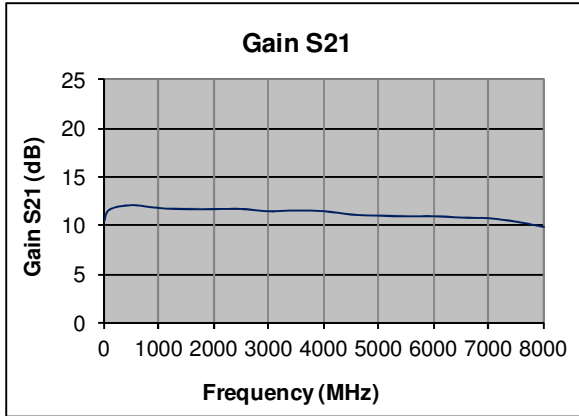
Electrical Specifications @+25°C, $Z_{in}=Z_{out}=50\ \Omega$, $V_{supply} = +12VDC$

Parameter	Unit	Minimum	Typical	Maximum
Frequency Range	MHz	0.05		8000
Gain (S21)				
f=50KHz	dB		10.5	
f=1MHz	dB		10.5	
f=100MHz	dB		11.7	
f=1000MHz	dB		11.8	
f=2000MHz	dB		11.7	
f=4000MHz	dB		11.5	
f=8000MHz	dB		9.8	
Gain Flatness	dB		±1.0	±1.5
Output Power P_{1dB}	dBm		+10	
Output IP3	dBm		+25	
Noise Figure	dB		4.8	
Reverse Isolation (S12)	dB		-17	
VSWR-Input (S11)/Output (S22)	ratio:1		1.7:1/1.6:1	
DC Power Supply - voltage	V	9	12	15
DC Power Supply - current	mA		40	

LPA Series

50KHz – 8000MHz RF Amplifier

Typical Performance @ +25 °C



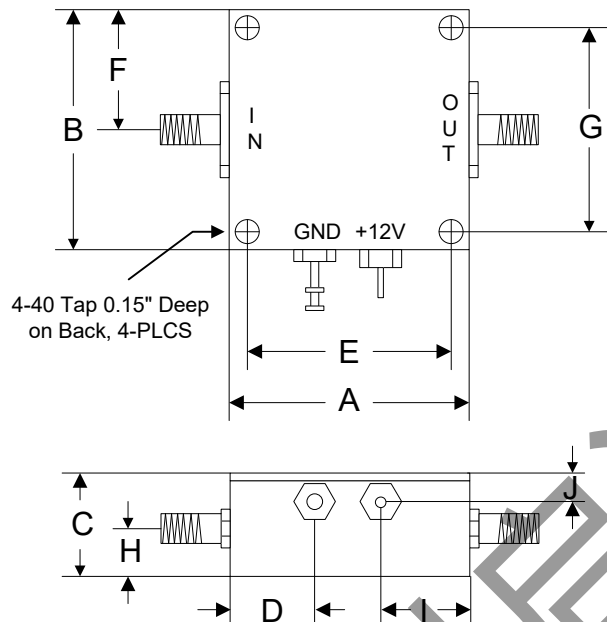
LPA Series

50KHz – 8000MHz RF Amplifier

Absolute Maximum Ratings

Parameter	Absolute Maximum
RF Input Power	+13dBm
Supply Voltage (Survival)	+25V
Operating Temperature	-40 °C to +85 °C
Storage Temperature	-55 °C to +125 °C

Outline



	A	B	C	D	E	F	G	H	I	J
Inch	1.250	1.250	0.563	0.450	1.000	0.625	1.000	0.250	0.500	0.187
mm	31.75	31.75	14.29	11.43	25.40	15.88	25.40	6.35	12.70	4.76