

## LPA Series

## 70MHz – 5500MHz RF Amplifier

### Features

- Frequency Range: 70-5500MHz
- Gain: 15dB
- $P_{1dB}$ : +19dBm
- IP3: +35dBm
- Noise Figure: 4.5dB
- DC Power: 5V/80mA
- SMA Connector

Performance Test @ 2000MHz

### Description

LPA-5-15 is a 15dB wideband flat response RF Amplifier operates with frequency range from 70MHz to 5500MHz.

### Picture



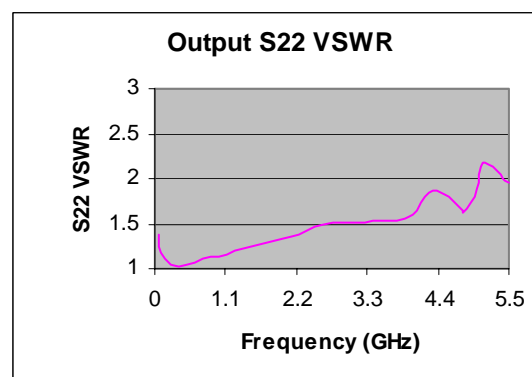
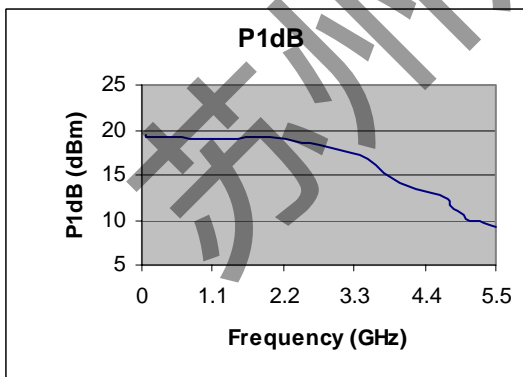
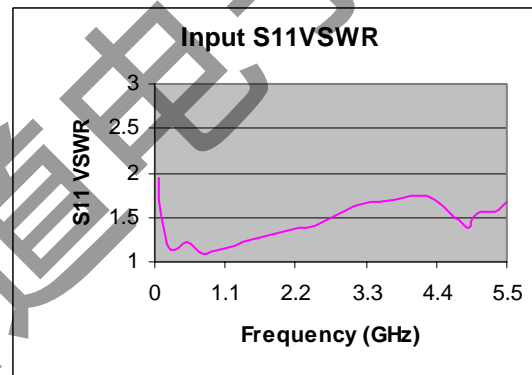
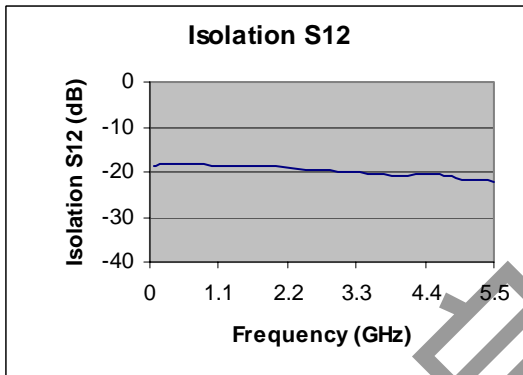
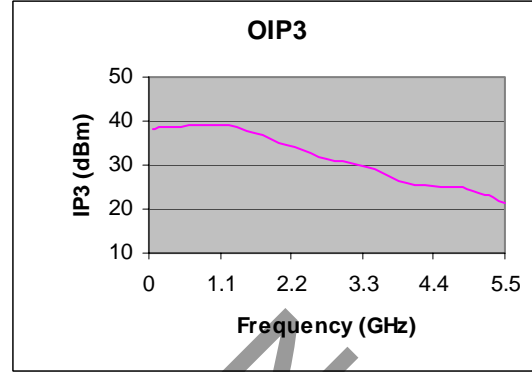
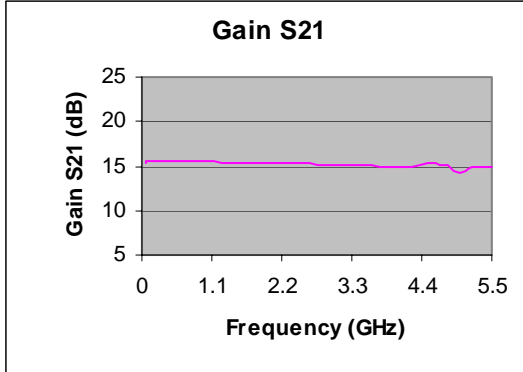
### Electrical Specifications @ +25 °C, $Z_S = Z_L = 50$ Ohms, $V_{CC} = +5V$

Parameter	Unit	Minimum	Typical	Maximum
Frequency Range	MHz	70		5500
Gain				
f = 70 MHz	dB		15.3	
f = 1000 MHz	dB		15.5	
f = 2000 MHz	dB		15.0	
f = 4000 MHz	dB		15.0	
f = 5500 MHz	dB		14.5	
$P_{1dB}$ at 2000 MHz	dBm		+19	
IP3 at 2000 MHz	dBm		+35	
Noise Figure at 2000 MHz	dB		4.5	5.5
Reverse Isolation	dB		-19	
VSWR				
f = 70-5500 MHz				
Input VSWR			1.5:1	
Output VSWR			1.5:1	
DC Power Supply	V	4.75	5	5.25
Supply Current	mA	72	80	92

**LPA Series**

**70MHz – 5500MHz RF Amplifier**

**Typical Performance @ +25 °C**



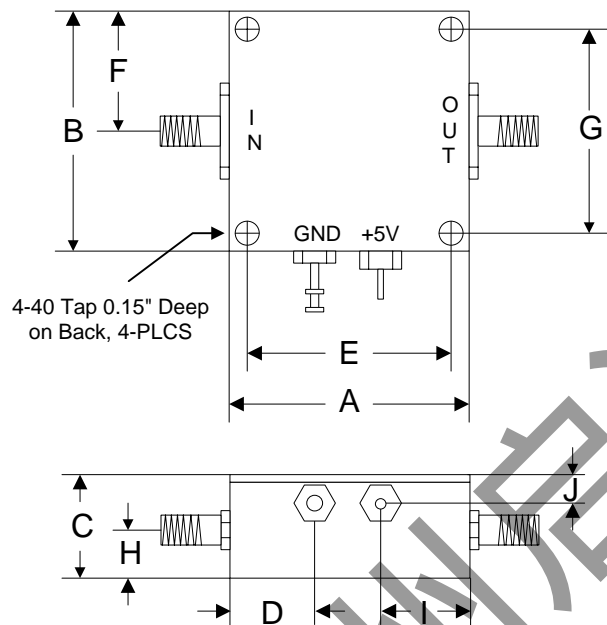
## LPA Series

## 70MHz – 5500MHz RF Amplifier

### Absolute Maximum Ratings

Parameter	Absolute Maximum
RF Input Power	+12dBm
Supply Voltage	+5.5V
Operating Temperature	-40 °C to +85 °C
Storage Temperature	-55 °C to +100 °C

### Outline



	A	B	C	D	E	F	G	H	I	J
<b>Inch</b>	1.250	1.250	0.563	0.450	1.000	0.625	1.000	0.250	0.500	0.187
<b>mm</b>	31.75	31.75	14.29	11.43	25.40	15.88	25.40	6.35	12.70	4.76