

LPA Series

100-4000MHz RF Amplifier

Features

- Frequency: 100 - 4000MHz
- Gain: 33dB
- P_{1dB} : +18.7dBm
- IP3: +34dBm
- Noise Figure: 5.0dB
- DC Power: 9V to 15V
- SMA Connector

Performance measured @ 2000MHz

Description

LPA-4-30 is Low Power RF Amplifier operates with frequency range from 100MHz to 4000MHz.

Picture



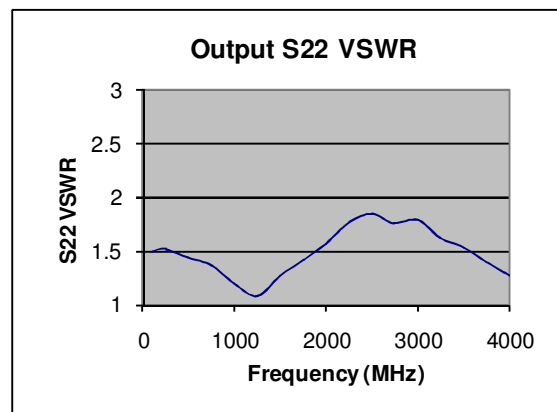
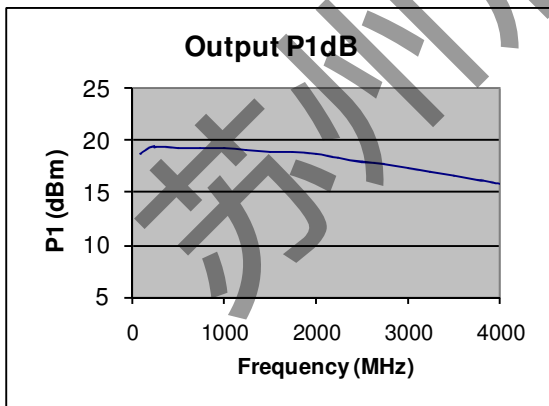
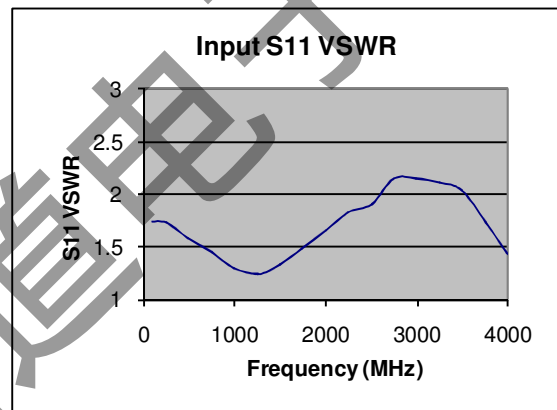
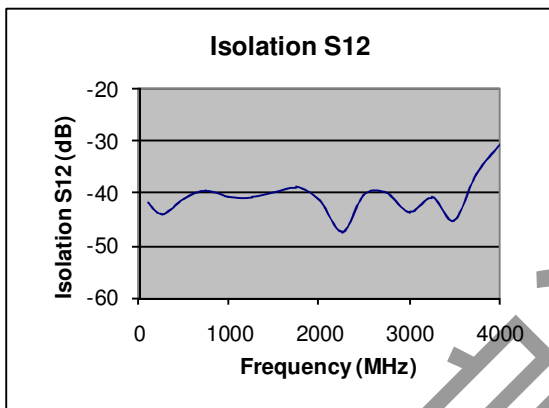
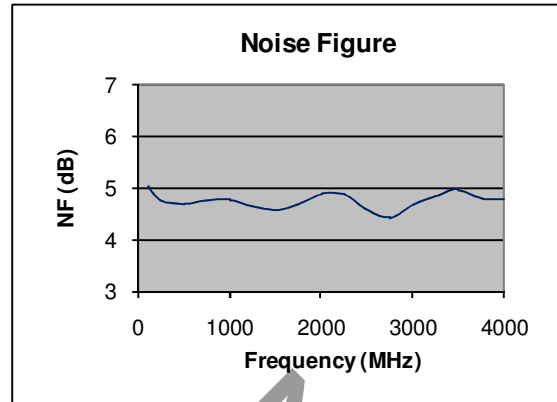
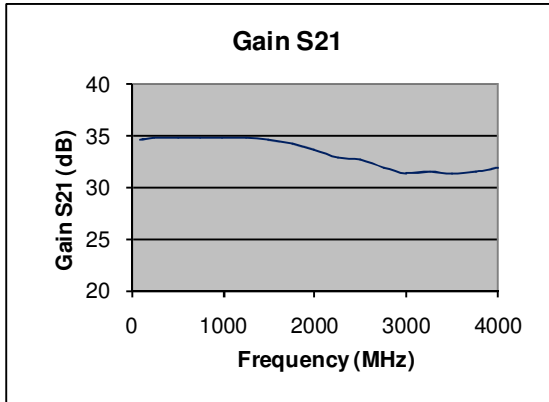
Electrical Specifications @ +25 °C, $Z_S = Z_L = 50 \Omega$, $V_{supply} = +12V$

Parameter	Unit	Minimum	Typical	Maximum
Frequency Range	MHz	100		4000
Gain	f = 100MHz	dB	34.5	
	f = 500MHz	dB	34.7	
	f = 1000MHz	dB	34.8	
	f = 2000MHz	dB	33.5	
	f = 4000MHz	dB	32.0	
P_{1dB}	f = 100MHz	dBm	+18.7	
	f = 500MHz	dBm	+19.4	
	f = 1000MHz	dBm	+19.3	
	f = 2000MHz	dBm	+18.7	
	f = 4000MHz	dBm	+15.9	
IP3	dBm		+34.0	
Noise Figure	dB		5.0	
VSWR	Input VSWR		1.7:1	
	Output VSWR		1.6:1	
DC Power Supply	V	9	12	15
Supply Current	mA		130	

LPA Series

100-4000MHz RF Amplifier

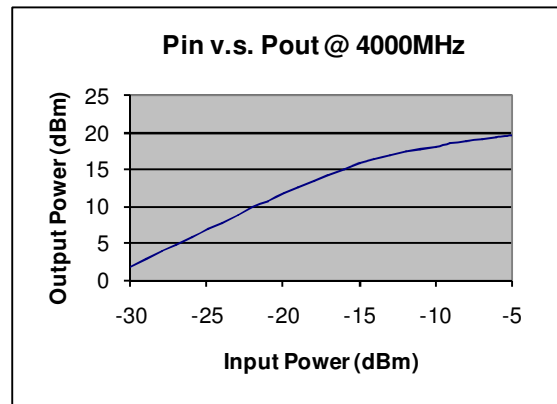
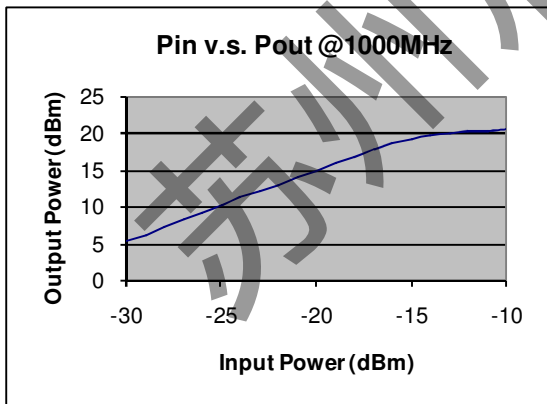
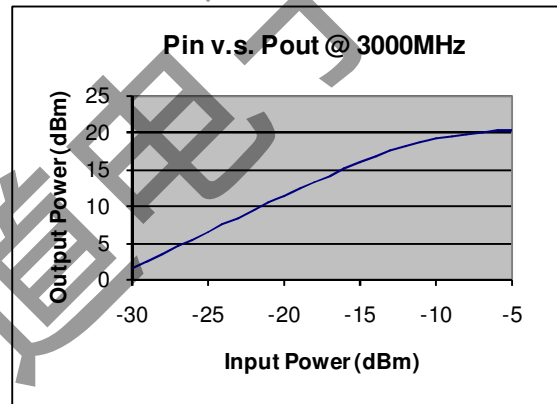
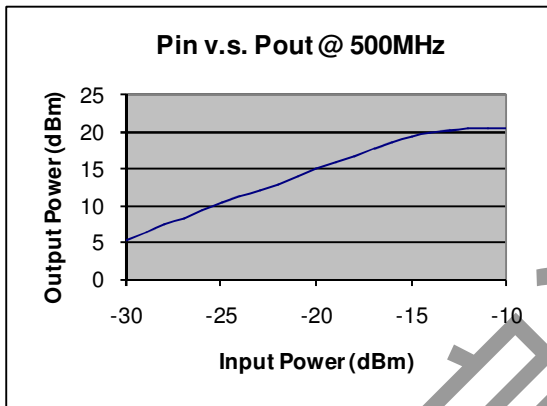
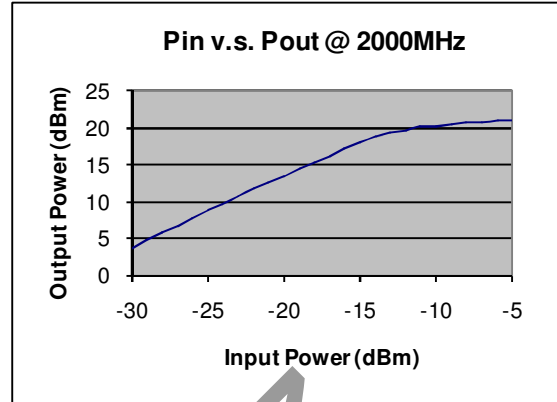
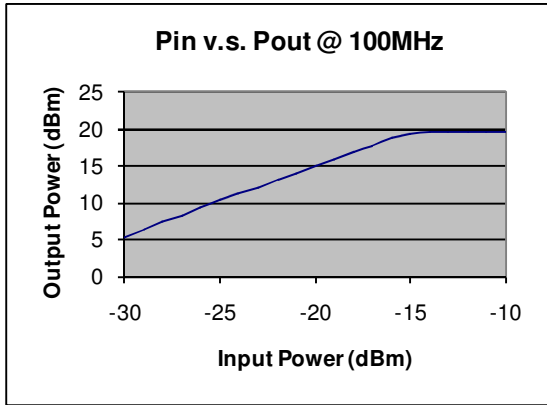
Typical Performance @ +25 °C



LPA Series

100-4000MHz RF Amplifier

Typical Performance @ +25 °C



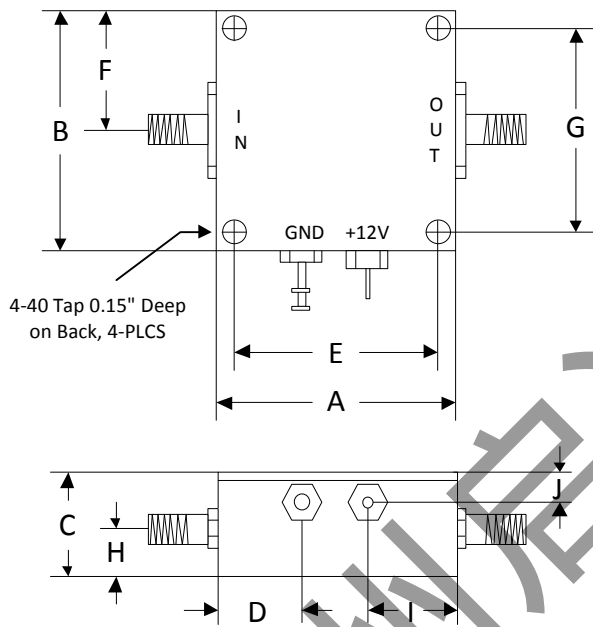
LPA Series

100-4000MHz RF Amplifier

Absolute Maximum Ratings

Parameter	Absolute Maximum
RF Input Power	+10dBm
Supply Voltage	+25V
Operating Temperature	-40 °C to +85 °C
Storage Temperature	-55 °C to +100 °C

Outline



	A	B	C	D	E	F	G	H	I	J
Inch	1.250	1.250	0.563	0.450	1.000	0.625	1.000	0.250	0.500	0.187
mm	31.75	31.75	14.29	11.43	25.40	15.88	25.40	6.35	12.70	4.76