

LPA Series

60MHz – 4000MHz RF Amplifier

Features

- Frequency Range: 60-4000MHz
- Gain: 20dB
- P_{1dB}: +20dBm
- IP3: +35dBm
- Noise Figure: 4.2dB
- DC Power: 5V/75mA
- SMA Connector

Performance Test @ 2000MHz

Description

LPA-4-18 is a 20dB wideband flat response RF Amplifier operates with frequency range from 60MHz to 4000MHz.

Picture



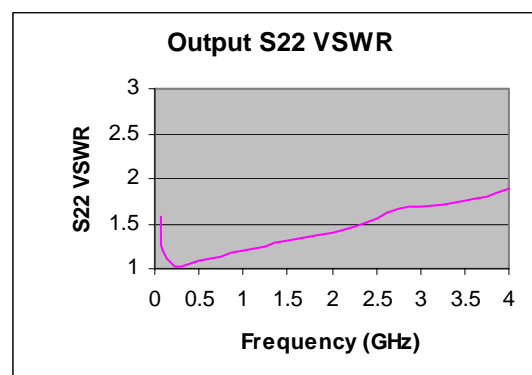
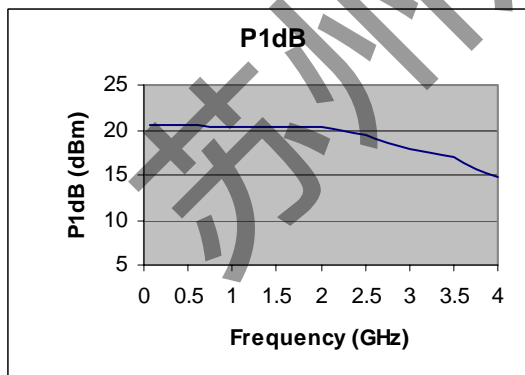
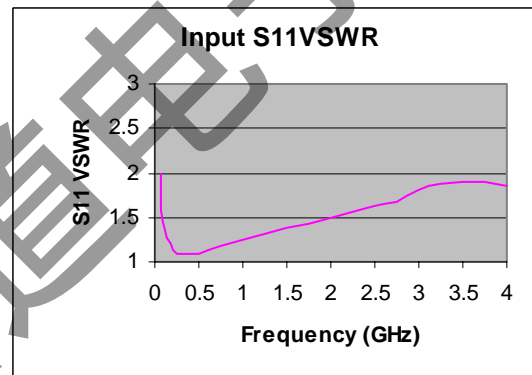
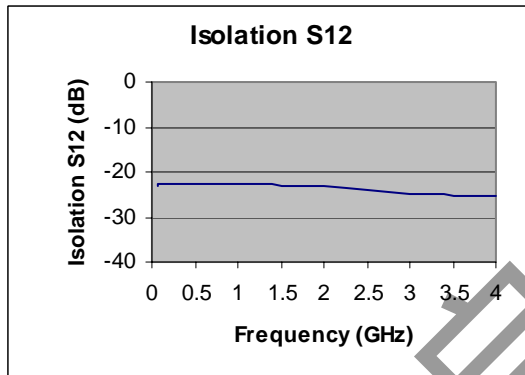
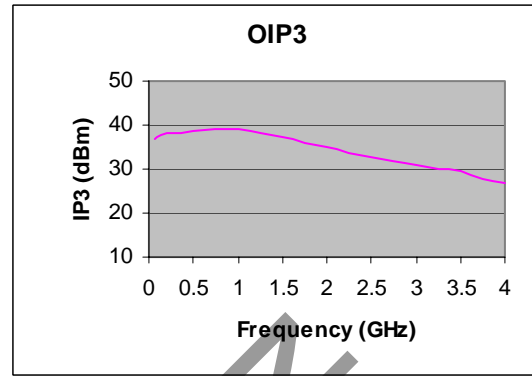
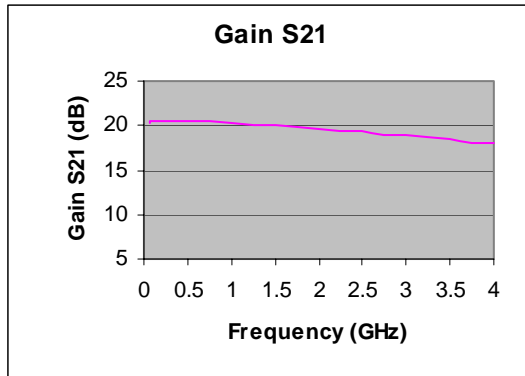
Electrical Specifications @ +25 °C, Z_S = Z_L = 50 Ohms, Vcc=+5V

Parameter	Unit	Minimum	Typical	Maximum
Frequency Range	MHz	60		4000
Gain f = 60 MHz	dB		20.3	
f = 1000 MHz	dB		20.3	
f = 2000 MHz	dB		20.0	
f = 3000 MHz	dB		18.8	
f = 4000 MHz	dB		18.0	
P _{1dB} at 2000 MHz	dBm		+20	
IP3 at 2000 MHz	dBm		+35	
Noise Figure at 2000 MHz	dB		4.2	4.9
Reverse Isolation	dB		-23	
VSWR f = 60-4000 MHz				
Input VSWR			1.5:1	
Output VSWR			1.5:1	
DC Power Supply	V	4.75	5	5.25
Supply Current	mA	65	75	92

LPA Series

60MHz – 4000MHz RF Amplifier

Typical Performance @ +25 °C



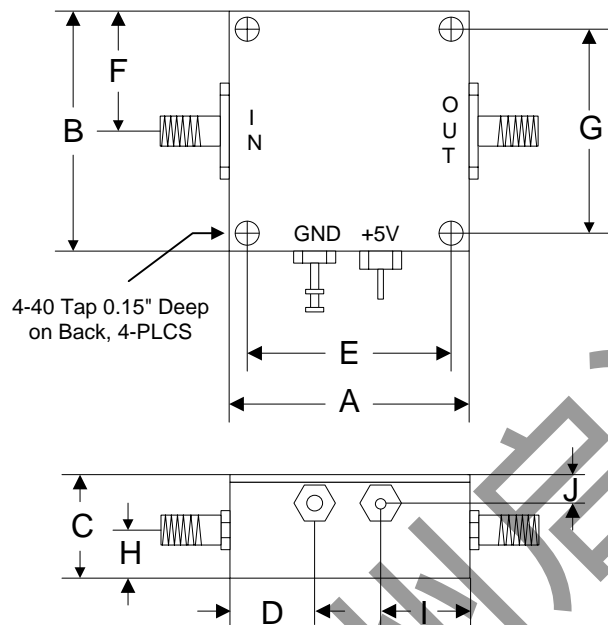
LPA Series

60MHz – 4000MHz RF Amplifier

Absolute Maximum Ratings

Parameter	Absolute Maximum
RF Input Power	+12dBm
Supply Voltage	+5.5V
Operating Temperature	-40 °C to +85 °C
Storage Temperature	-55 °C to +100 °C

Outline



	A	B	C	D	E	F	G	H	I	J
Inch	1.250	1.250	0.563	0.450	1.000	0.625	1.000	0.250	0.500	0.187
mm	31.75	31.75	14.29	11.43	25.40	15.88	25.40	6.35	12.70	4.76