

LPA Series

50MHz – 2500MHz RF Amplifier

Features


- Frequency Range: 50-2500MHz
- Gain: 17dB
- P_{1dB}: +18.5dBm
- IP3: +32.5dBm
- Noise Figure: 4dB
- DC Power: 12V/85mA
- SMA Connector

Performance Test @ 2500MHz

Description

LPA-2-17 is a wideband response RF Amplifier operates with frequency range from 50MHz to 2500MHz.

Picture



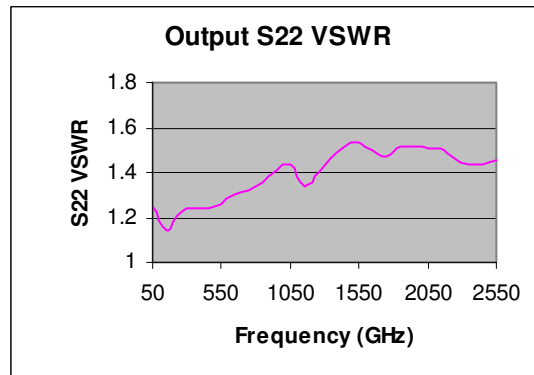
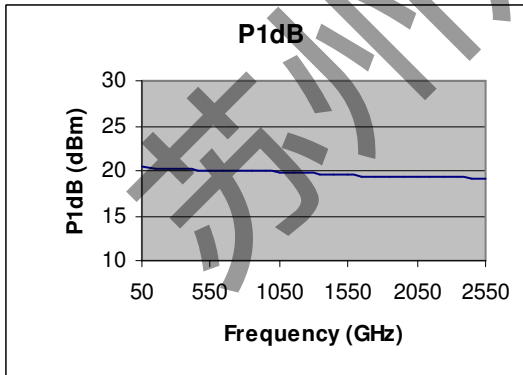
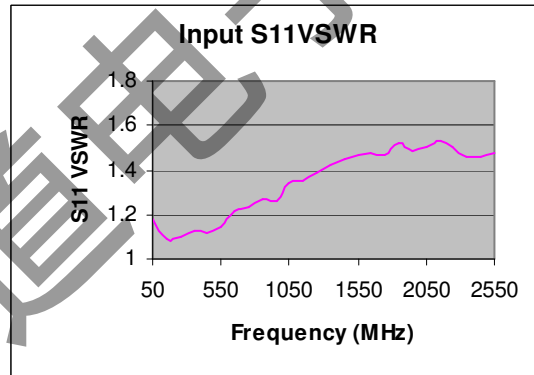
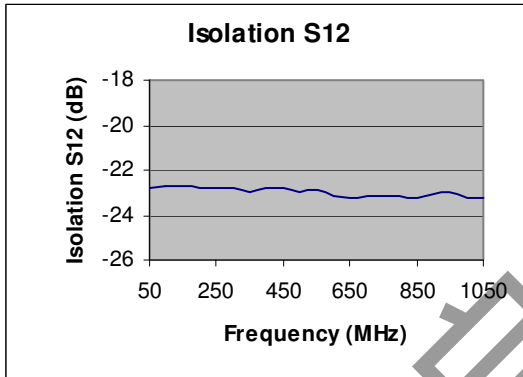
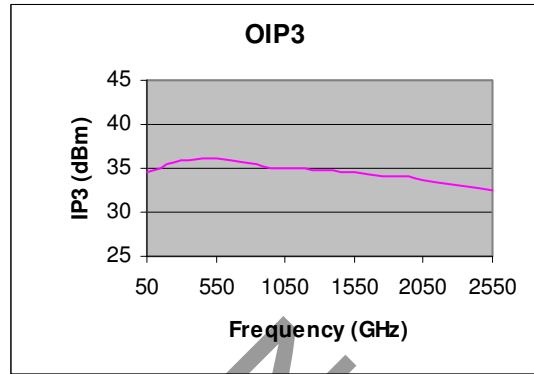
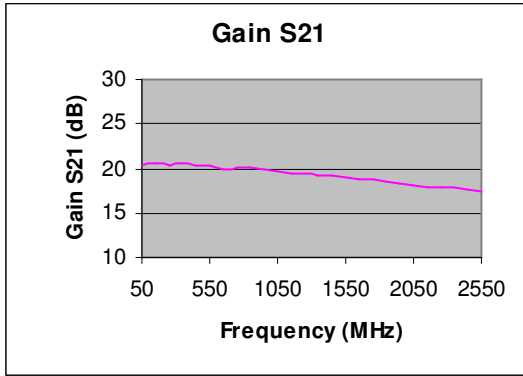
Electrical Specifications @ +25 °C, Z_S = Z_L = 50 Ohms, V_{cc}=+12V

Parameter	Unit	Minimum	Typical	Maximum
Frequency Range	MHz	50		2500
Gain				
f = 50 MHz	dB		20.3	
f = 500 MHz	dB		20.4	
f = 1000 MHz	dB		19.8	
f = 2500 MHz	dB		17.5	
P _{1dB} at 2500MHz	dBm		+18.5	
IP3 at 2500MHz	dBm		+32.5	
Noise Figure at 2500MHz	dB		4.0	4.5
Reverse Isolation	dB		-24	
VSWR				
f = 50-2500MHz				
Input VSWR			1.5:1	
Output VSWR			1.5:1	
DC Power Supply	V	10	12	18
Supply Current	mA		85	

LPA Series

50MHz – 2500MHz RF Amplifier

Typical Performance @ +25 °C



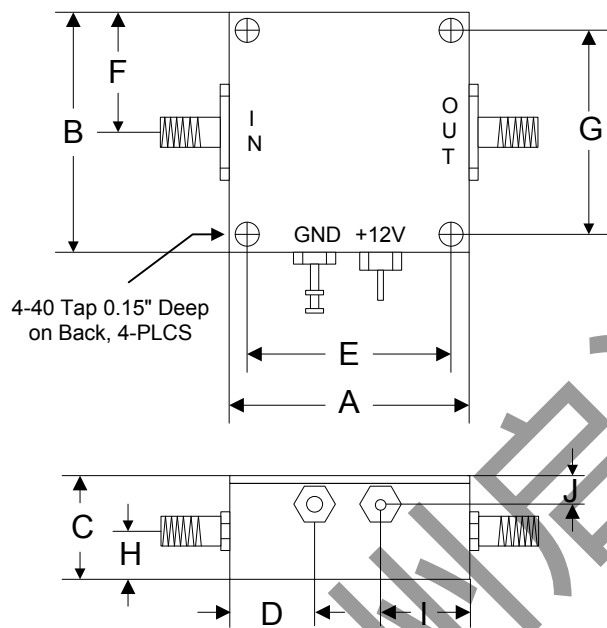
LPA Series

50MHz – 2500MHz RF Amplifier

Absolute Maximum Ratings

Parameter	Absolute Maximum
RF Input Power	+17dBm
Supply Voltage	+25V
Operating Temperature	-40 °C to +85 °C
Storage Temperature	-55 °C to +100 °C

Outline



	A	B	C	D	E	F	G	H	I	J
Inch	1.250	1.250	0.563	0.450	1.000	0.625	1.000	0.250	0.500	0.187
mm	31.75	31.75	14.29	11.43	25.40	15.88	25.40	6.35	12.70	4.76