

## 50 Ω DCR Series

## 5-1000MHz 20dB Directional Coupler

### Features

- Frequency: 5 – 1000MHz
- Mainline Loss: 0.6dB
- Coupling: 20dB
- Directivity: 21dB
- Impedance: 50 Ω
- Power Input: 1 Watt
- RF Connector: SMA Female

### Description

DCR-20-4 is a 20dB Directional Coupler operates with frequency range of 5MHz to 1000MHz.

### Picture



### Electrical Specifications @ +25 °C, $Z_S = Z_L = 50 \Omega$

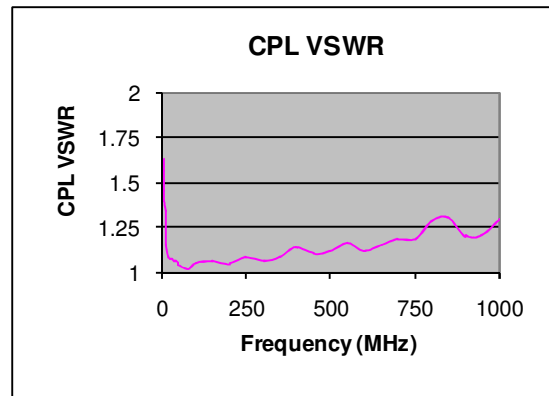
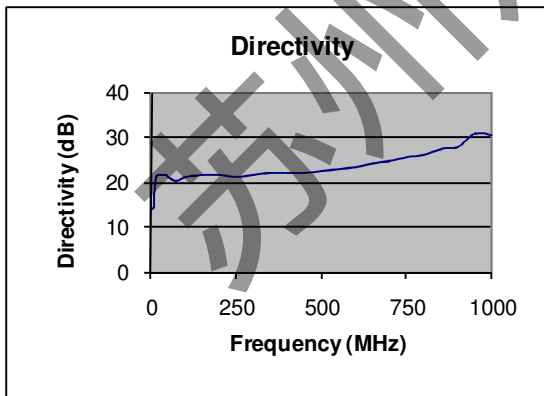
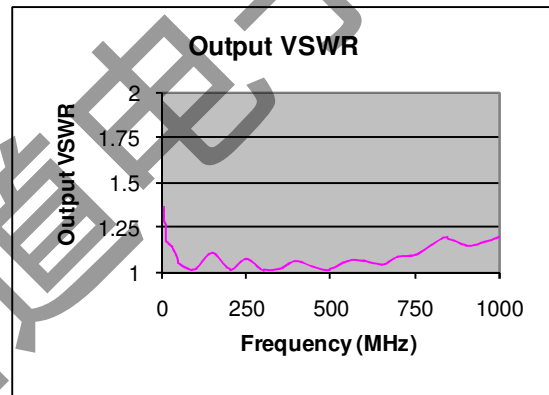
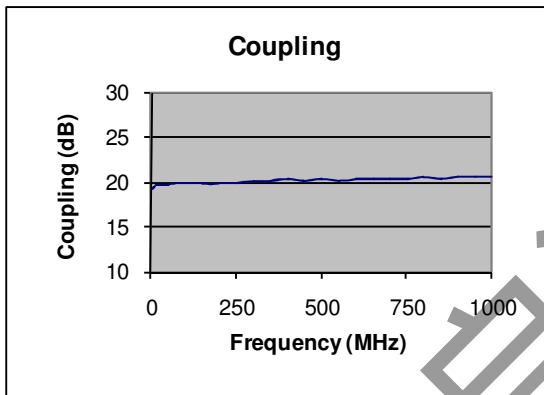
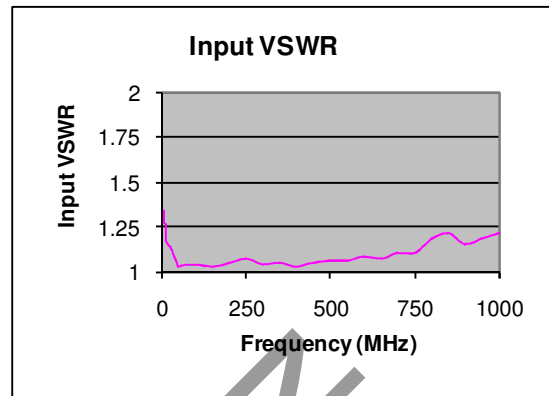
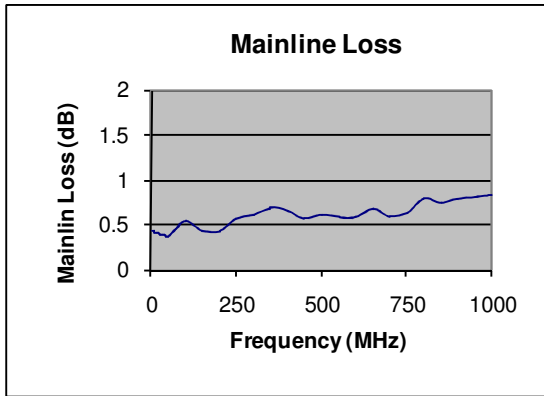
Parameter	Unit	Minimum	Typical	Maximum
Frequency Range	MHz	5		1000
Coupling	dB		20.0	
Flatness	dB		± 0.8	
Mainline Loss				
5MHz-50MHz	dB		0.5	
50MHz-500MHz	dB		0.6	
500MHz-1000MHz	dB		0.8	
Directivity				
5MHz-50MHz	dB		20	
50MHz-500MHz	dB		21	
500MHz-1000MHz	dB		21	
VSWR(All Ports)			1.2:1	
RF Input Power	dBm			+30

Mainline Loss is between Input and Output  
 Coupling Loss is between Input and CPL port  
 Directivity is difference between Input to CPL port and Output to CPL port

**50 Ω DCR Series**

**5-1000MHz 20dB Directional Coupler**

**Typical Performance @ +25 °C**



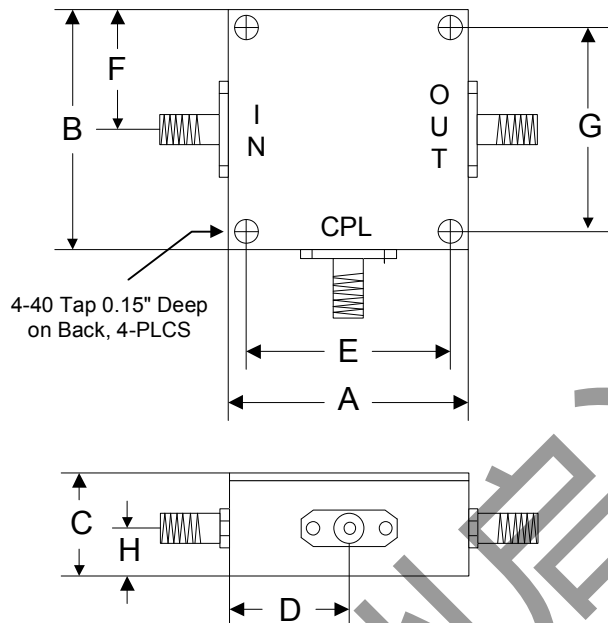
## 50 Ω DCR Series

## 5-1000MHz 20dB Directional Coupler

### Absolute Maximum Ratings

Parameter	Absolute Maximum
RF Input Power	+30dBm, CW
Operating Temperature	-40 °C to +85 °C
Storage Temperature	-55 °C to +100 °C

### Outline



	A	B	C	D	E	F	G	H
Inch	1.250	1.250	0.563	0.625	1.000	0.625	1.000	0.250
mm	31.75	31.75	14.29	15.88	25.40	15.88	25.40	6.35